






Weather in Cadiz



Months	 Average Low temperature	 Average High temperature	 Daylight	 Rainfall	 Precipitation
January	9.4°C (48.9°F)	16°C (60.8°F)	10 hours	7 rainfall days	69mm (2.7")
February	10.7°C (51.3°F)	16.8°C (62.2°F)	10.9 hours	6 rainfall days	58.5mm (2.3")
March	12.3°C (54.1°F)	18.8°C (65.8°F)	12 hours	5 rainfall days	34.7mm (1.4")
April	13.7°C (56.7°F)	19.9°C (67.8°F)	13.2 hours	6 rainfall days	45.2mm (1.8")
May	16.2°C (61.2°F)	22.1°C (71.8°F)	14.1 hours	3 rainfall days	26.9mm (1.1")
June	19.5°C (67.1°F)	25.3°C (77.5°F)	14.6 hours	1 rainfall day	6.7mm (0.3")
July	21.4°C (70.5°F)	27.7°C (81.9°F)	14.4 hours	<1 rainfall day	0.2mm (0")
August	22°C (71.6°F)	27.9°C (82.2°F)	13.5 hours	< 1 rainfall day	1.7mm (0.1")
September	20.3°C (68.5°F)	26.3°C (79.3°F)	12.4 hours	3 rainfall days	23.8mm (0.9")
October	17.3°C (63.1°F)	23.4°C (74.1°F)	11.2 hours	6 rainfall days	67.3mm (2.6")
November	13.4°C (56.1°F)	19.6°C (67.3°F)	10.2 hours	7 rainfall days	97.7mm (3.8")
December	16.9°C (62.4°F)	10.9°C (51.6°F)	9.7 hours	8 rainfall days	92.3mm (3.6")